


# Securing (tabbing) DOUBLE POSTCARDS, SELF-MAILERS & BOOKLETS For Auto and Machinable Pricing



scheduled for elimination

## DOUBLE POSTCARD

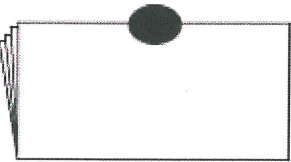
Tabs 1 (middle)  
Folded Edge Top or Bottom (Right & left edges must be open)  
Sheets Single  
**Basis Weight 75 lb.** - .007" min. thickness both cards



\* Indicates approximate paper thickness

## FOLDED SELF-MAILER-20 lb. Paper (.0038" thick\*)


Tabs 2 (start ≤ 1 inch from edges)  
Final Folded Edge Top or Bottom - prefer bottom  
Sheets Single or Multiple  
**Min. Basis Weight 20 lb.** - min. .007" thickness.  
Over 4.25" x 6" - .009" min. thickness for auto & machinable - a single sheet of 20, 24, and some 28 lb. bond paper, must be trifolded to get .009" thickness. **All self-mailers** with final fold on top need 2 tabs on bottom.



scheduled for elimination

## FOLDED SELF-MAILER-24 lb(.0048") or 28 (.0058")\*

Tabs 1 (middle)  
Final Folded Edge Bottom  
Sheets Multiple - at least two 8.5" x 11"  
**Min. Basis Weight 24 lb.** - min. .007" thickness. Over 4.25" x 6" - .009" min. thickness for auto & machinable  
**OR** Sheets Single  
**Min. Basis Weight 28 lb.** - min. .007" thickness. Over 4.25" x 6" - .009" min. thickness for auto & machinable



bottom tab scheduled for elimination

## FOLDED SELF-MAILER - FOLD ON RIGHT

Tabs 3 - all open edges  
Final Folded Edge Right  
Sheets Single or multiple  
**Min. Basis Weight 20 lb.** - min. .007" thickness. Over 4.25" x 6" - .009" min. thickness for auto & machinable

## Paper Basis Weight Conversion Table

### **NOTE:**

Paper basis weight is based on weight of 500 sheets of:  
25 x 38 inch sheets of book-grade paper,  
17 x 22 inch bond-grade paper,  
20 x 26 inch sheets of cover-grade paper,  
24 x 36 inch sheets of newsprint.

For example, if 500 sheets of book-grade paper weigh 39 lbs., the paper is considered 39-pound book paper.

Book Wt.	Bond Wt.	Cover Wt.	Newsprint Wt.
39	15	21	35
40	16	22	36
50	20	27	45
55	22	30	50
60	24	33	55
70	28	40	64
75	30	41	68
80	31	44	73
90	36	50	82
100	40	56	91
110	44	60	100
128	50	70	116

## Maximum Weight, Machinable and Automation Letters and Cards

The following maximum weight limits apply:

- Booklets and folded self-mailers — 3 oz.
- Machinable enveloped letters & cards — 3.3 oz.
- Automation enveloped letters & cards — 3.5 oz.

## Tabs, Tape, and Glue (effective 9-8-09-See DMM 201.3.11 for current regulations)

Tabs on booklets must be at least 1-1/2 inches in width. The tab placement standards are subject to 1/4" variance in either direction. **Tabs may be made of opaque paper, translucent paper, vinyl or plastic, and must not contain perforations.** Cellophane tape may also be used as a closure. The following standards also apply:

- Translucent paper tabs should be made of paper with a minimum of 40-pound basis weight.
- Opaque paper tabs should be made of a minimum of 60 lb. basis weight paper with a tear strength of at least 56 grams of force in the machine direction (MD) and 60 grams of force in the cross direction (CD).
- Tabs in the barcode clear zone must have a paper face meeting the standards for background reflectance and, if the barcode is not preprinted by the mailer, the standards for acceptance of water-based ink.**
- Vinyl tabs and cellophane tape closures are not acceptable within the barcode clear zone.**
- Tabs must be tight against the edge of mail. Maximum 1/16" overhang recommended.
- Glue spots may be used in lieu of tabs and must be placed within 3/4" of the open edges.

### 3.15.3 Physical Standards for Booklets

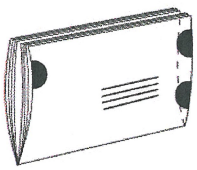
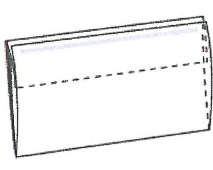
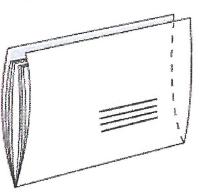
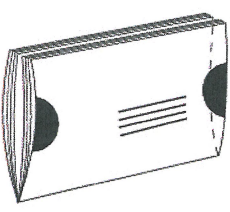
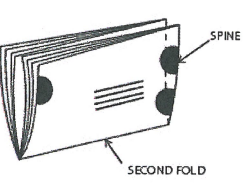
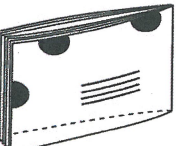
#### [9-8-09] Booklets must be:

- Height: not more than 6 inches or less than 3.5 inches high.
- Length: not more than 10.5 inches or less than 5 inches long. Exhibit 3.15.4 has booklet designs with shorter maximum lengths.
- Thickness: not more than 0.25 inch or less than 0.009 inch thick.
- Weight: not more than 3 ounces.
- Aspect ratio: within 1.3 to 2.5 (see 3.1).

#### 3.15.4 Booklet Design and Sealing

[10-5-09] The position of the final fold and intermediate fold (or spine) for letter-sized booklets varies according to the specific design of the mail piece. Open edges can be sealed with tabs, glue lines, or glue spots. Except for the simple spine wallet-style design with a height of 4 inches and a maximum length of 8 inches; tabs used as seals on the leading edge of small booklets less than 5 inches high, may be placed closer to the top and bottom edges than shown and may overlap in some cases. See Exhibit 3.15.4 for design and sealing standards.

#### Exhibit 3.15.4 Booklet Design

If The Spine Or Final Fold Is...		Length	Cover Stock	Sealing	Tab In These Locations	
Simple Spine		Spine or final fold on the bottom (longer) edge.	5" to 9" long Over 9", up to 10.5" long	50-pound 60-pound	Three 1.5" non-perforated tabs	Two tabs on leading edge; one tab on trailing edge. Position lower leading tab 0.5 inch from the bottom edge. Position upper tabs within 1 inch from the top edge.
Simple Spine		Spine on bottom; longer front cover folded over inside pages to create a nonperforated inner flap sealed within top edge.	5" to 9.5" long	80-pound	Continuous glue line or glue spots	Perfect bound or saddle stitched, flap sealed inside, continuous glue line along flap preferred, minimum 1 inch glue spots acceptable if placed within 3/4 inch of right and left edges.
Simple Spine		Spine on the bottom (longer) edge, Cover extends no more than 1/2 inch beyond inner pages.	5" to 9.5" long	80-pound	Continuous glue line or glue spots	Perfect bound or saddle stitched with a continuous glue line along the 1/2 inch cover overhang preferred, minimum 1 inch glue spots acceptable if placed within 3/4 inch of right and left edges.
Simple Spine - Wallet Style		Saddle-stitched spine (two or more staples) on the bottom (longer) edge. 4" height only. Maximum Weight 2.5 ounces.	5.2" to 8" long	60-pound for cover and pages 70-pound cover with 50-pound pages	Two 1.5" or 2" non-perforated tabs	One tab on leading edge and one tab on trailing edge. Booklets up to 2 ounces: 1.5" tabs 1-1/4" from bottom edge .Over 2 ounces up to 2.5 ounces: 2" tabs 3/4" from bottom edge ±1/8" vertical tolerance for tab placement for both tab sizes.
Folded		Final fold on the bottom (longer) edge, with the folded spine on the leading or trailing (shorter) edge.	5" to 10.5" long	40-pound	Three 1.5" non-perforated tabs	Two tabs on leading edge; one tab on trailing edge. Position lower leading tab 0.5 inch from the bottom edge. Position upper tabs within 1 inch from the top edge.
Oblong		Spine on the leading (shorter) edge.	5" to 9" long Over 9", up to 10.5" long	60-pound 70-pound	Three 1.5" non-perforated tabs	Two tabs on top edge; one tab on trailing edge. Position top tabs 1 inch from left and right edge. Position trailing tab in the middle.